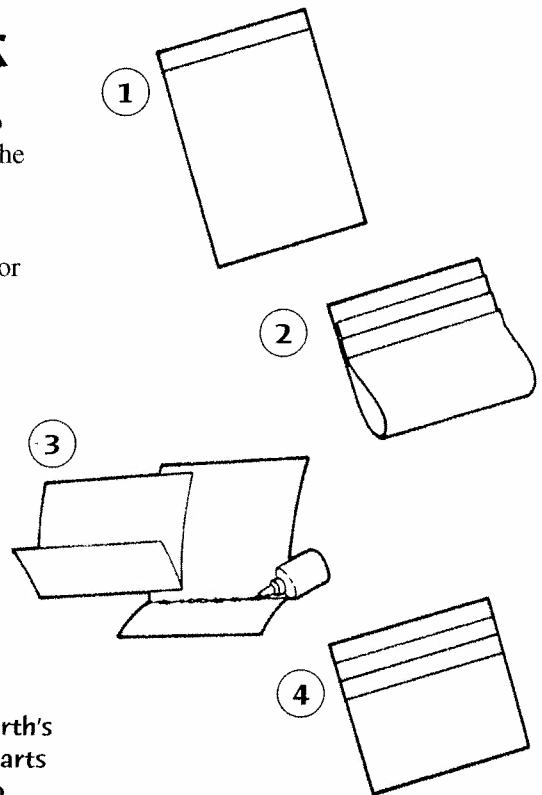



Layered-Look Book

1. Stack two sheets of paper (8 1/2" × 11") so that the back sheet is one inch higher than the front sheet.
2. Bring the bottom of both sheets upward and align the edges so that all of the layers or tabs are the same distance apart.
3. When all tabs are an equal distance apart, fold the papers and crease well.
4. Open the papers and glue them together along the valley or inner center fold or, staple them along the mountain.

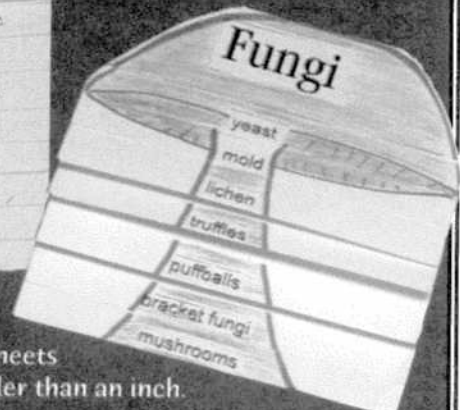
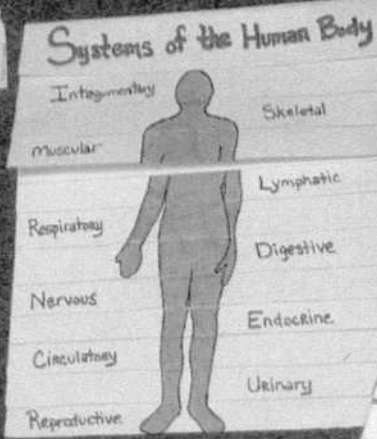



Make one layered book for Earth's atmosphere and one for the parts of Earth. Overlap the books to show Earth's concentric layers.



Cut the layers of paper to form more tabs.

Use to make graphs and tables.



When using more than two sheets of paper, make the tabs smaller than an inch.