
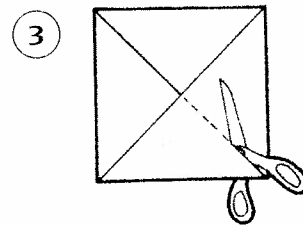
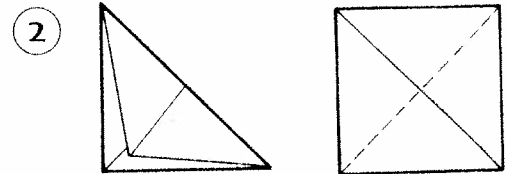
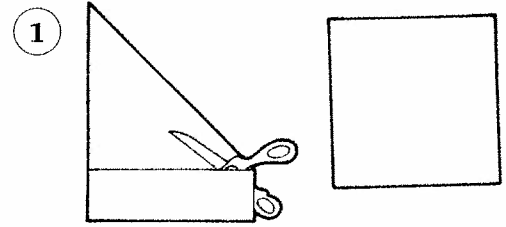


Pyramid Fold

1. Fold a sheet of paper (8 1/2" × 11") into a *taco*, forming a square. Cut off the excess rectangular tab formed by the fold.
2. Open the folded *taco* and refold it the opposite way forming another *taco* and an X-fold pattern.
3. Cut one of the folds to the center of the X, or the midpoint, and stop. This forms two triangular-shaped flaps.
4. Glue one of the flaps under the other, forming a *pyramid*.
5. Label front sections and write information, notes, thoughts, and questions inside the pyramid on the back of the appropriate tab.



Use to make mobiles and dioramas.
Use with data occurring in threes.

